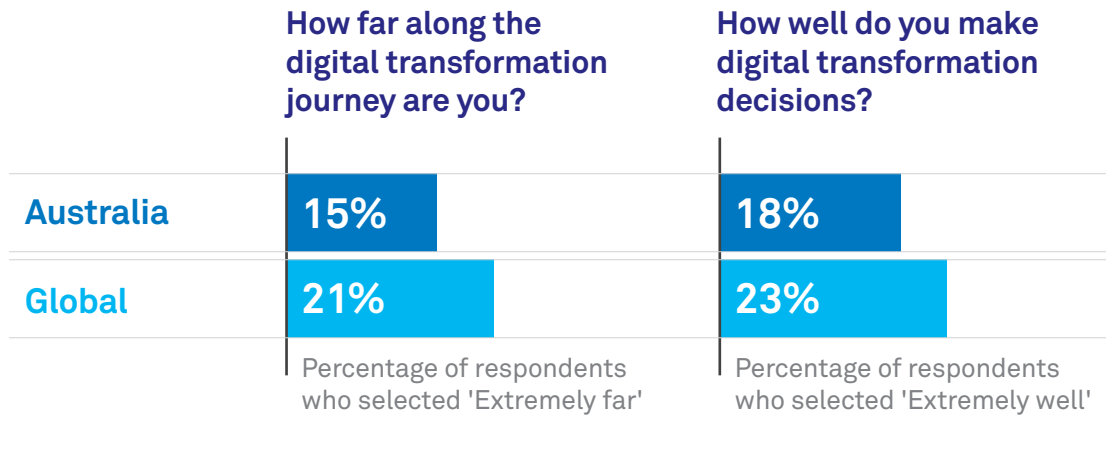


Digital Transformation Decision-Making in Australia



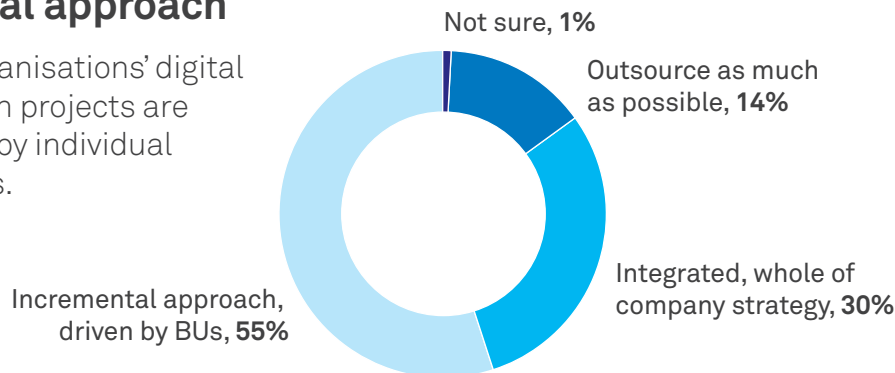
How does decision-making shape digital transformation outcomes in Australia?
To find out, Telstra surveyed **3,810** executives in **14** markets worldwide, including Australia.

Digital transformation decisions in Australia



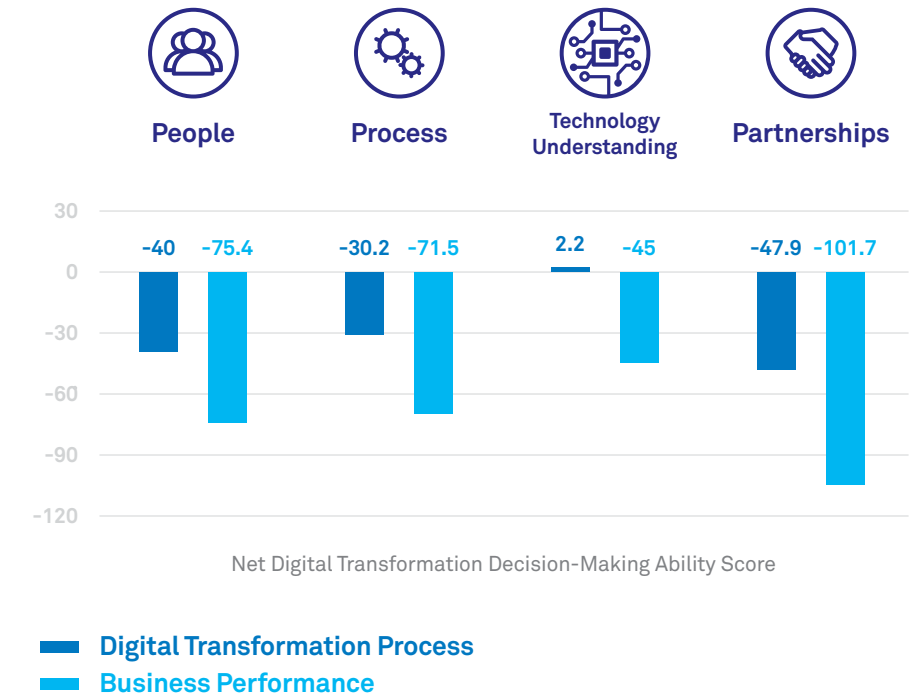
Incremental approach

Australian organisations' digital transformation projects are driven mainly by individual business units.



Driven most by understanding of technology

Australian organisations pick their understanding of technology over other factors, when evaluating their decision-making process and business performance.



Performance gap in digital priorities

Australian organisations struggle to meet their top digital transformation priorities, ranking the latter among the lowest in performance.

Top three digital transformation priorities



#1

Protect our digital assets from cyber threats

Rank in performance
16th out of 17



#2

Optimise our technology to move faster and adapt to change

Rank in performance
8th out of 17



#3

Deliver great, consistent customer experiences

Rank in performance
13th out of 17

Top partner attributes

Australian organisations seek digital transformation partners who understand their technical requirements and have comprehensive IT offerings, which let them recommend the best IT model.

Most important digital partner attributes



Ability to understand my company's technical requirements



Clear expertise and experience with IT offerings at both hardware and software level

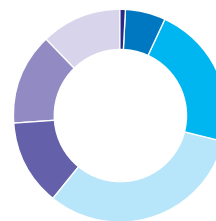


Ability to determine which IT model best fits my company

IT spend (USD)

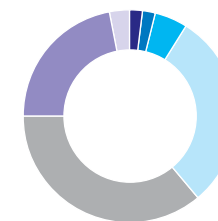
More than half of Australian organisations say they will increase their IT spend in the next three years. About three in five spent less than \$500,000 in the previous year.

Previous year IT spend



Less than \$1,000	1%
\$1,000 to \$9,999	6%
\$10k to \$99k	22%
\$100k to \$499k	32%
\$500k to \$999k	13%
\$1m to \$4.9m	14%
More than \$5m	12%

Expected change in IT spend for next three years



More than -10%	2%
-1% to -10%	2%
No change	5%
+1% to +10%	30%
+11% to +20%	36%
+21% to +30%	22%
More than +30%	3%



For more insights, visit telstraglobal.com/disruptive-decision to download the Disruptive Decision-Making white paper.