
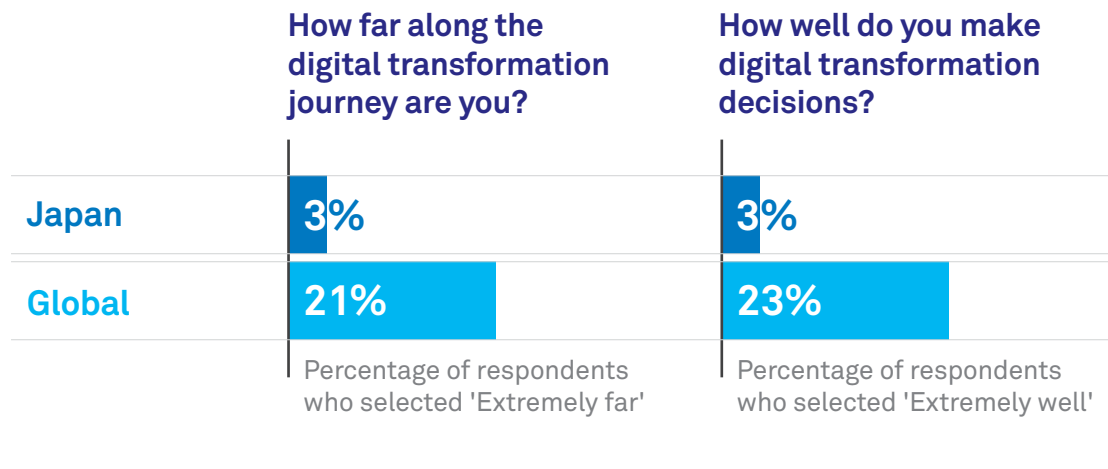


Digital Transformation Decision-Making in Japan



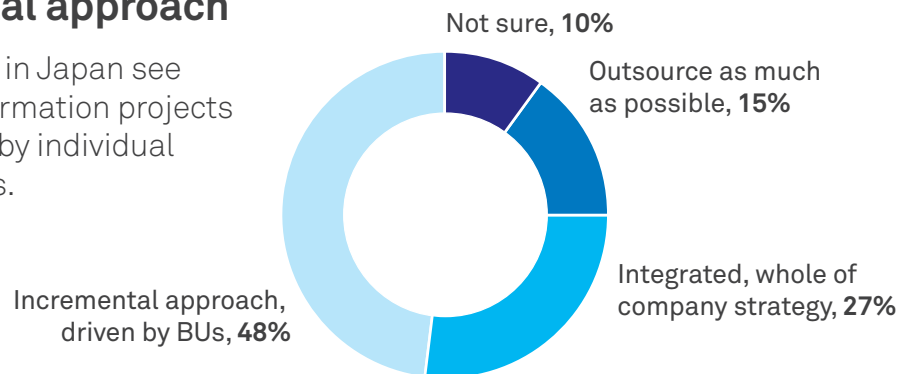
How does decision-making shape digital transformation outcomes in Japan?
To find out, Telstra surveyed **3,810** executives in **14** markets worldwide, including Japan.

Digital transformation decisions in Japan



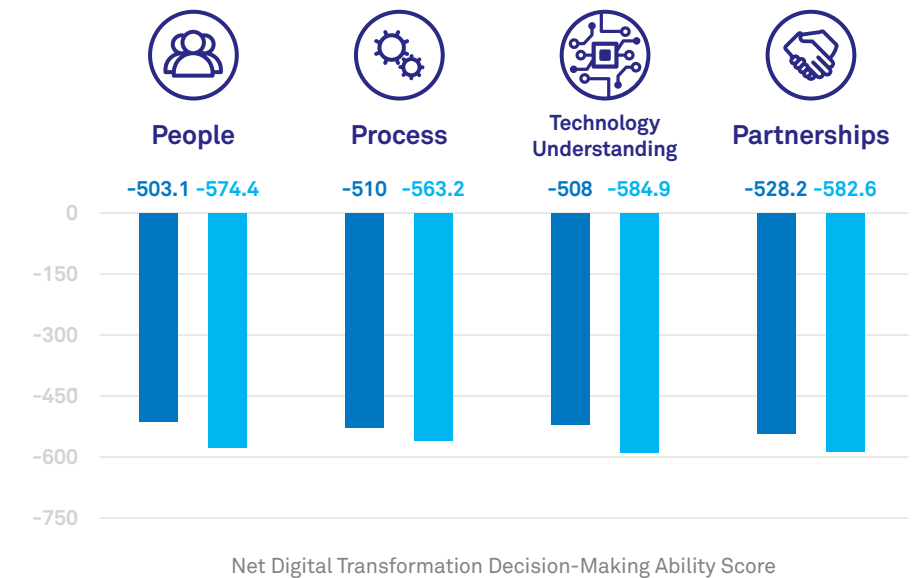
Incremental approach

Organisations in Japan see digital transformation projects driven mainly by individual business units.



Driven most by understanding of technology

Organisations in Japan see relatively similar focus on people, processes, technology and partnerships when evaluating their decision-making ability and business performance.



■ Digital Transformation Process
■ Business Performance

Performance gap in digital priorities

Organisations in Japan struggle to meet their top digital transformation priorities.

Top four digital transformation priorities



#1

Protect our digital assets from cyber threats

Rank in performance
4th out of 17



#2

Ensure we are managing our risk and are compliant

Rank in performance
16th out of 17



#3

Accelerate time to market to remain relevant to customers

Rank in performance
14th out of 17



#4

Make the organisation more agile

Rank in performance
17th out of 17

Top partner attributes

Organisations in Japan demand trust above all other core partner attributes.

Most important digital partner attributes



Someone I trust



Ability to understand my company's technical requirements



Ability to help determine which IT model best fits my company

IT spend (USD)

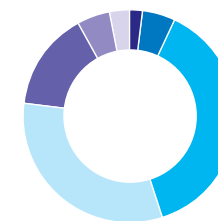
Over half of organisations in Japan say they will increase their IT spend in the next three years. More than a quarter spent more than \$1m in the previous year.

Previous year IT spend



Less than \$1,000	3%
\$1,000 to \$9,999	15%
\$10k to \$99k	28%
\$100k to \$499k	19%
\$500k to \$999k	9%
\$1m to \$4.9m	13%
More than \$5m	13%

Expected change in IT spend for next three years



More than -10%	2%
-1% to -10%	5%
No change	38%
+1% to +10%	32%
+11% to +20%	15%
+21% to +30%	5%
More than +30%	3%



For more insights, visit telstraglobal.com/disruptive-decision to download the Disruptive Decision-Making white paper.